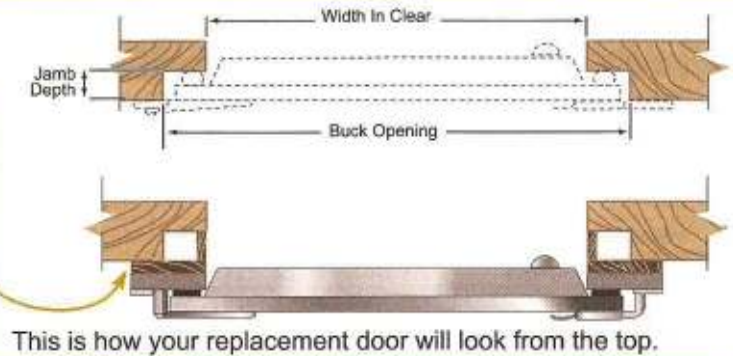
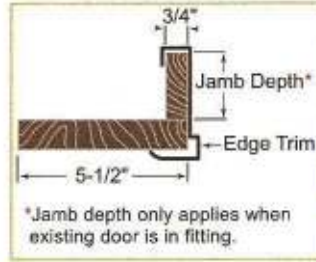


WALK-IN DOOR ORDER FORM

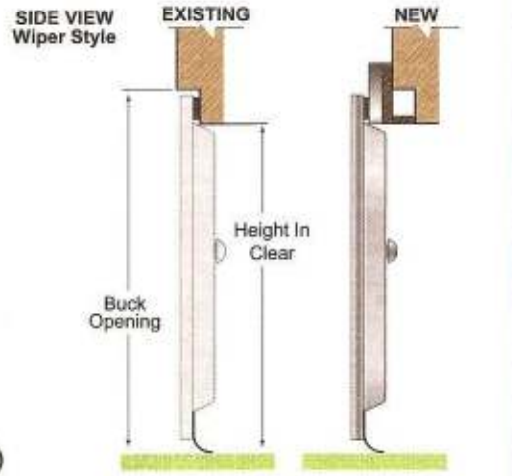
Step 1.
Fill in the top view
measurements
of your existing door.

Width In Clear _____
Buck Opening _____
Jamb Depth _____



Step 2.
Fill in the side view
measurements
of your existing door.

Height In Clear _____
Buck Opening _____
Floor Height _____
(Required for raised floor style only)



This is how your replacement door will look from the side.

Step 3. Select a finish

- 22 Gauge Stucco Embossed Galvanized 22 Gauge Smooth Stainless Steel
 22 Gauge Stucco Embossed White .040" Stucco Embossed Aluminum

Step 4. Determine whether you want a door hinged left or right

- Hinged Left Hinged Right

NOTE: Door includes the hardware, gasket and frame

Step 5. Select an application

- Freezer Cooler

Step 6. Select any options

Door Closer

- Snubber Style (Hook)
 Arm Style (Heavy Duty)

Hinges

- Spring Assisted Hinges
(for freezer doors)

Kick Plates

- Outside
 Inside
 Both
(see page 122)

View Windows

- 14" x 14" Non-Heated Cooler
 14" x 14" Heated Cooler
 14" x 14" Heated Freezer
 14" x 24" Non-Heated Cooler
 14" x 24" Heated Cooler
 14" x 24" Heated Freezer

Step 7. Shipping and Billing Information

____ Quote Only

Date _____ Purchase Order _____
Customer Name _____
Address _____
City _____ State _____ Zip _____
Phone _____ Fax _____

Ship To:
Customer Name _____
Address _____
City _____ State _____ Zip _____
Phone _____ Fax _____

NOTE: We will contact you by phone to confirm your price and complete any special manufacturing or shipping instructions.